

February 9, 2022

**PRESS RELEASE**

Company name	M a n d o m C o r p o r a t i o n
Head office	5-12 Juniken-cho, Chuo-ku, Osaka, Japan
President	K e n N i s h i m u r a
Listed Exchange	Tokyo Stock Exchange 1st Section 4917
Contact	Hideo Kawakita, IR Office
	E-mail: <a href="mailto:ir@mandom.com">ir@mandom.com</a>

**Notice of Partial Correction of Business Results Briefing in FYE March 31, 2022**

We have made the following corrections to information contained in the "The 1st Three Quarters Business Results Supplemental Information: April 1, 2021 - December 31, 2021".

In addition, the same errors were found and corrected in the "The First Quarter Business Results Supplemental Information: April 1, 2021 - June 30, 2021" and the "The 1st Half Year Business Results Briefing: April 1, 2021 - September 30, 2021", as well.

There are no corrections to the Financial Statements for the 1st, 2nd, and 3rd quarters of the fiscal year ending March 2022.

[Japanese standards] (consolidated).

1. Corrected part

Corrections have been made to the "Sales by Business" numbers in the consolidated sales. Reasons for Revision of Earnings Forecast.

I . The First Quarter Business Results Supplemental Information  
(Fiscal Year Ending March 31, 2022) April 1,2021- June 30,2021

II . The 1st Half year Business Results Supplemental Information  
(Fiscal Year Ending March 31, 2022) April 1,2021- September 30,2021

III . The 1st Three Quarters Business Results Supplemental Information  
(Fiscal Year Ending March 31, 2022) April 1,2021- December 31,2021

2. Correction details

The details of the correction are as follows. The corrected numbers are underlined in red.

# I. The First Quarter Business Results Supplemental Information (Page 3)

【Before correction】

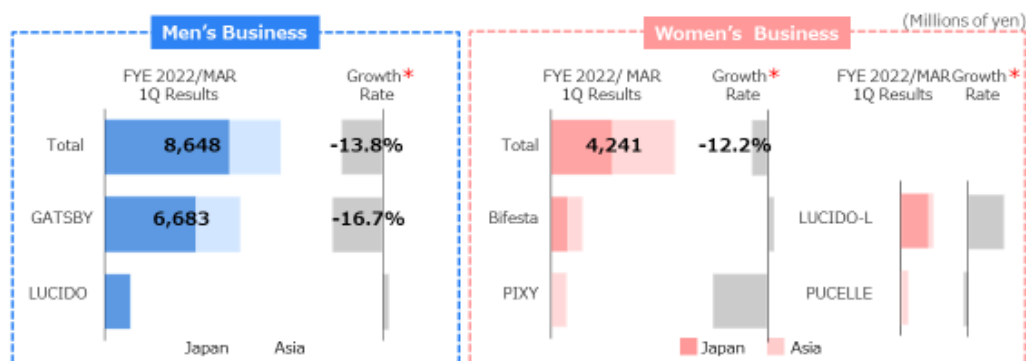
## 2. Consolidated Net Sales

2-4. Net Sales by Strategic Business Unit

(Millions of yen)

	1Q			
	FYE2021/MAR	FYE2022/MAR	Balance	Yr/Yr
Net Sales *	16,565	14,379	▲ 2,186	86.8%
Men's Business *	10,028	8,648	▲ 1,380	86.2%
GATSBY *	8,026	6,683	▲ 1,343	83.3%
Women's Business *	4,831	4,241	▲ 590	87.8%
Other Business *	1,705	1,489	▲ 216	87.3%

※breakdown :Women's Cosmetics 2,145 Millions of yen (Yr/Yr 78.2%) / Women's Cosmetry 2,095 Millions of yen (Yr/Yr 92.1%)



3

【After correction】

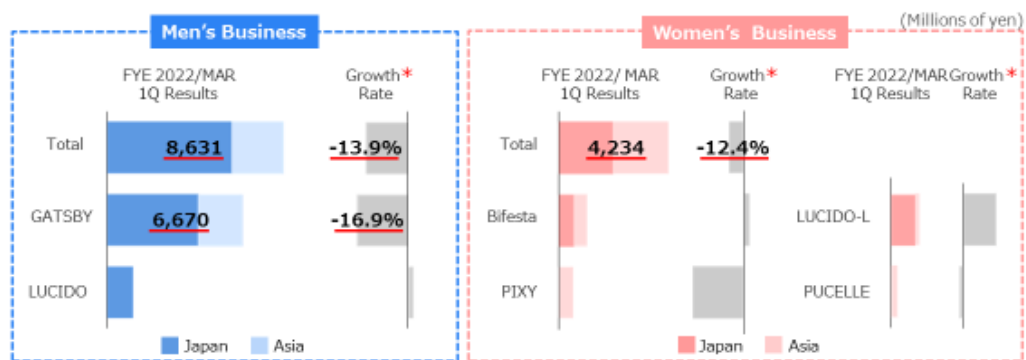
## 2. Consolidated Net Sales

2-4. Net Sales by Strategic Business Unit

(Millions of yen)

	1Q			
	FYE2021/MAR	FYE2022/MAR	Balance	Yr/Yr
Net Sales *	16,565	14,379	▲ 2,186	86.8%
Men's Business *	10,028	<u>8,631</u>	▲ 1,397	<u>86.1%</u>
GATSBY *	8,026	<u>6,670</u>	▲ 1,355	<u>83.1%</u>
Women's Business *	4,831	<u>4,234</u>	▲ 597	<u>87.6%</u>
Other Business *	1,705	<u>1,513</u>	▲ 191	<u>88.7%</u>

※breakdown :Women's Cosmetics 2,143 Millions of yen (Yr/Yr 80.4%) / Women's Cosmetry 2,091 Millions of yen (Yr/Yr 96.5%)



3

## II. The 1st Half year Business Results Supplemental Information(Page 6, Page37)

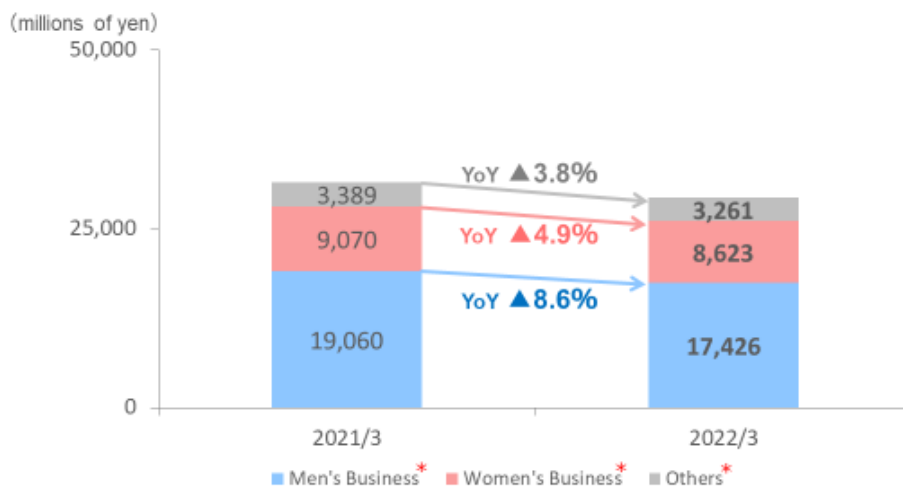
【Before correction】 (Page 6)

### 1. Consolidated Business Results <Net Sales by Strategic Business Unit>



#### 1. Sales decreased due to sluggish sales of summer products in Japan and COVID-19 situation

Sales of Japanese summer season products and overseas makeup items are down, while styling and cleansing products are recovering.



mandm corp. All rights reserved. CONFIDENTIAL

BE ANYTHING, BE EVERYTHING.

6

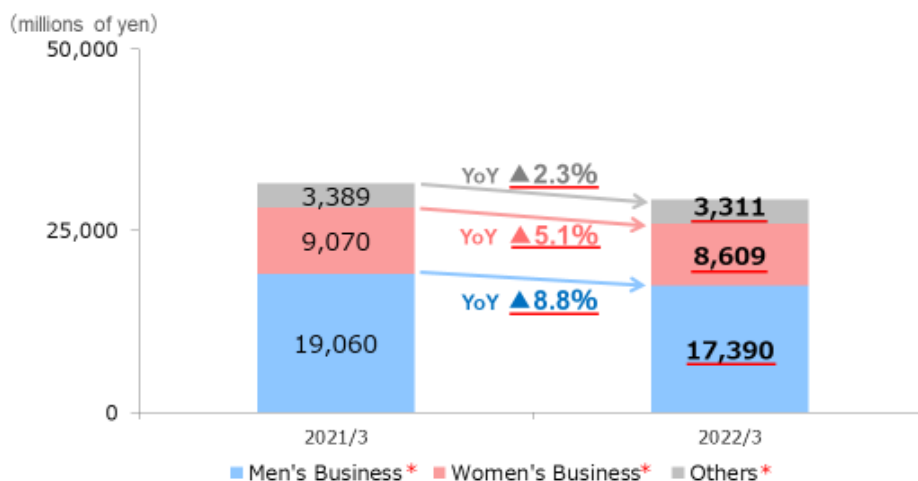
【After correction】 (Page 6)

### 1. Consolidated Business Results <Net Sales by Strategic Business Unit>



#### 1. Sales decreased due to sluggish sales of summer products in Japan and COVID-19 situation

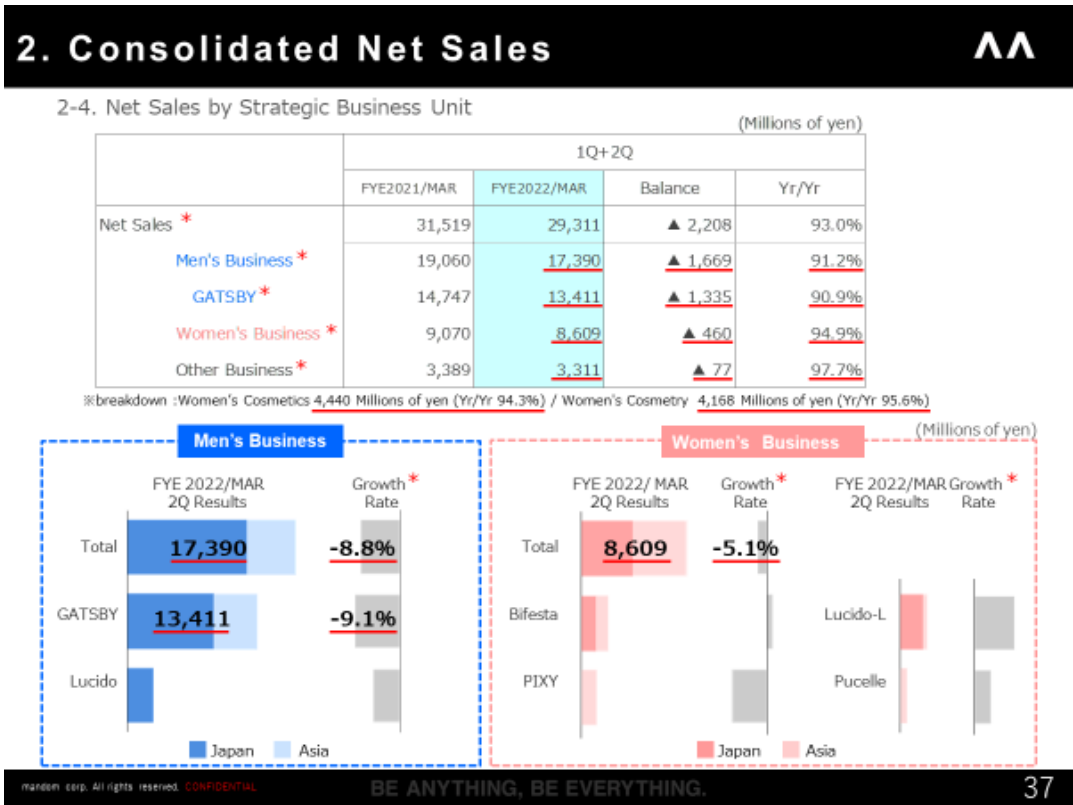
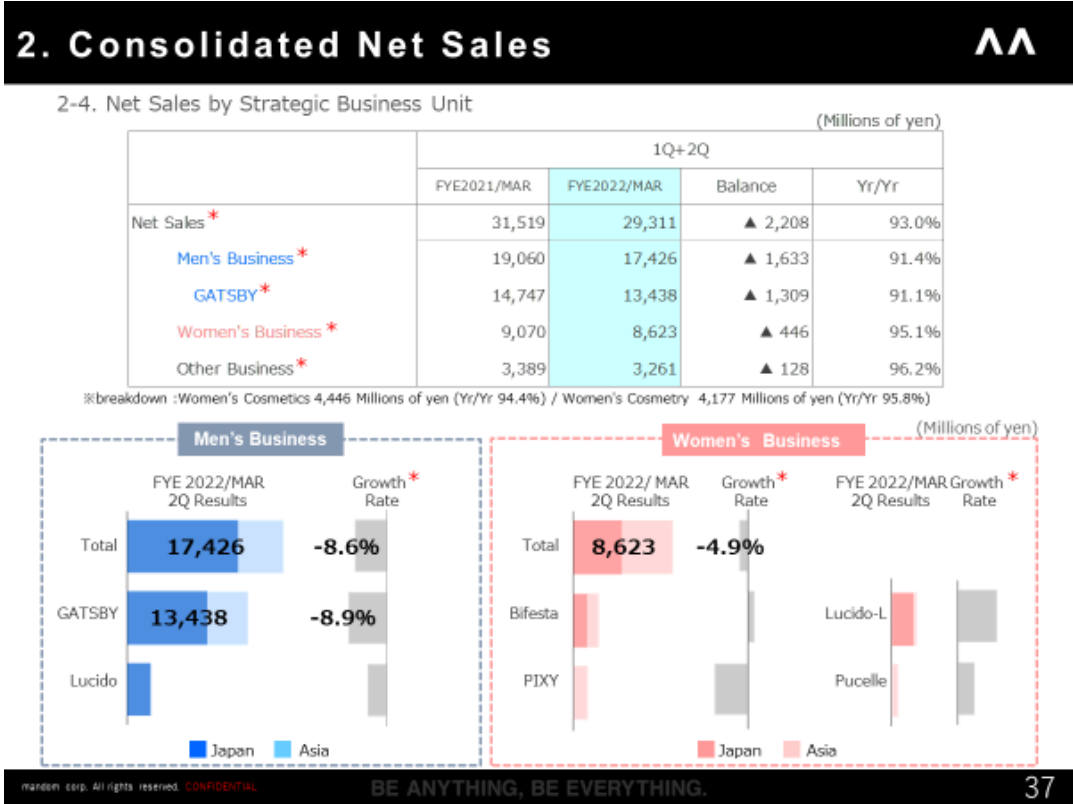
Sales of Japanese summer season products and overseas makeup items are down, while styling and cleansing products are recovering.



mandm corp. All rights reserved. CONFIDENTIAL

BE ANYTHING, BE EVERYTHING.

6



### III. The 1st Three Quarters Business Results Supplemental Information (Page 4)

【Before correction】

## 2. Consolidated Net Sales

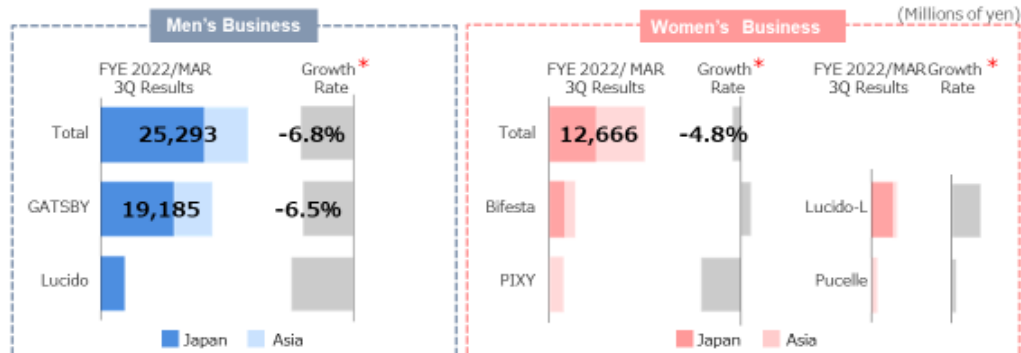


2-4. Net Sales by Strategic Business Unit

(Millions of yen)

	1Q+2Q+3Q			
	FYE2021/MAR	FYE2022/MAR	Balance	Yr/Yr
Net Sales*	45,441	42,600	▲ 2,841	93.7%
Men's Business*	27,138	25,293	▲ 1,844	93.2%
GATSBY*	20,529	19,185	▲ 1,344	93.5%
Women's Business*	13,306	12,666	▲ 640	95.2%
Other Business*	4,996	4,640	▲ 355	92.9%

※breakdown :Women's Cosmetics 6,826 Millions of yen (Yr/Yr 95.4%) / Women's Cosmetry 8,840 Millions of yen (Yr/Yr 94.9%)



mandom corp. All rights reserved. CONFIDENTIAL

BE ANYTHING. BE EVERYTHING.

4

【After correction】

## 2. Consolidated Net Sales

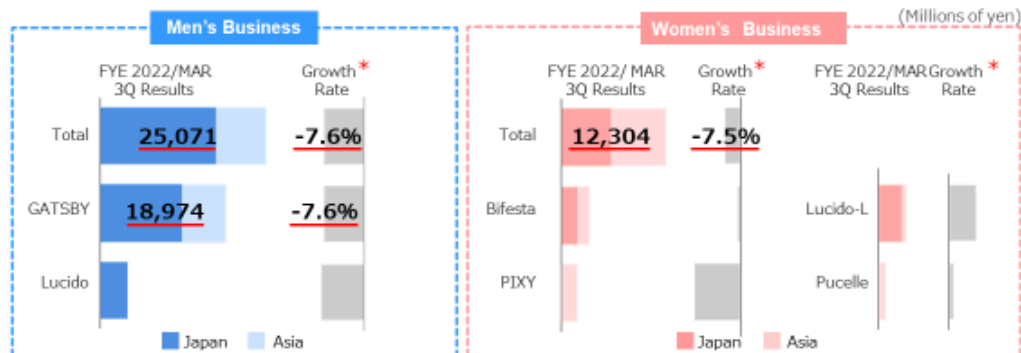


2-4. Net Sales by Strategic Business Unit

(Millions of yen)

	1Q+2Q+3Q			
	FYE2021/MAR	FYE2022/MAR	Balance	Yr/Yr
Net Sales*	45,441	42,600	▲ 2,841	93.7%
Men's Business*	27,138	25,071	▲ 2,067	92.4%
GATSBY*	20,529	18,974	▲ 1,555	92.4%
Women's Business*	13,306	12,304	▲ 1,001	92.5%
Other Business*	4,996	5,224	227	104.6%

※breakdown :Women's Cosmetics 6,547 Millions of yen (Yr/Yr 91.5%) / Women's Cosmetry 5,757 Millions of yen (Yr/Yr 93.6%)



mandom corp. All rights reserved. CONFIDENTIAL

BE ANYTHING. BE EVERYTHING.

4

The corrected "Business Results Briefing" will be posted on our website.

URL: <https://www.mandom.co.jp/en/ir/presentation.html>

-End of News Release-